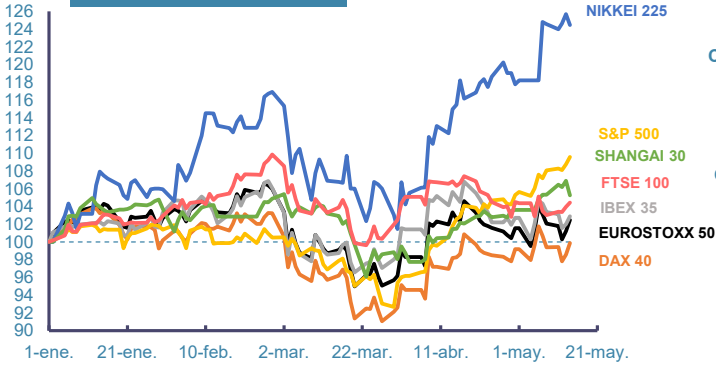
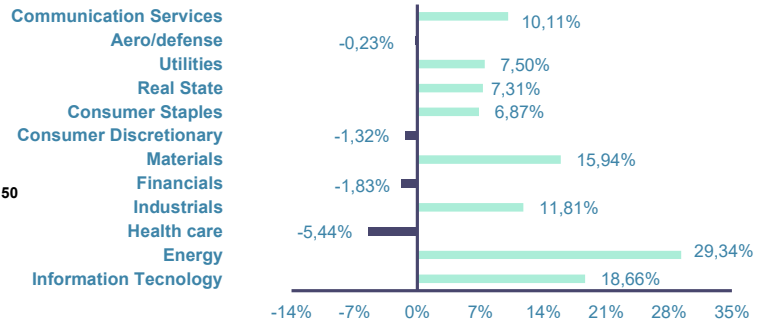


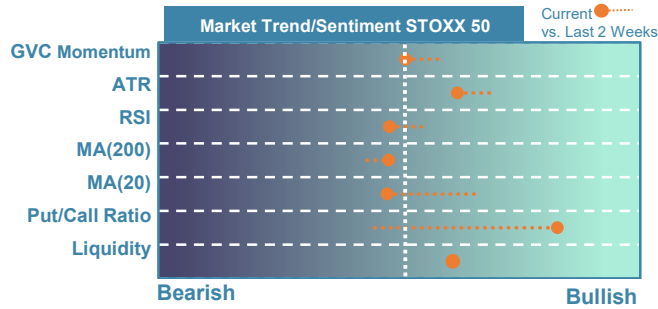
Index's Evolution YTD



MSCI World Sector Evolution YTD



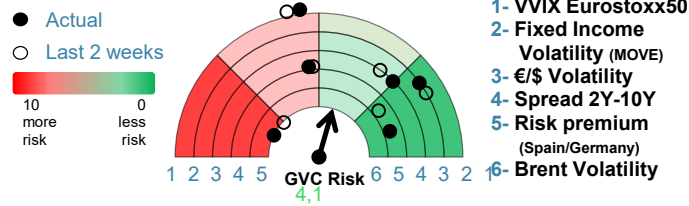
EUROPE



Market Index	Last	Daily Var. 22:00 PM	Future 9:34 AM	Yearly Var.
DJ Eurostoxx 50	5.934,97	1,26%	-	2,48%
DAX 40	24.456,26	1,32%	-	-0,14%
CAC 40	8.082,27	0,93%	-0,51%	-0,82%
FTSE 100	10.372,93	0,46%	-0,54%	4,45%
IBEX 35	17.809,20	0,87%	-0,69%	2,90%

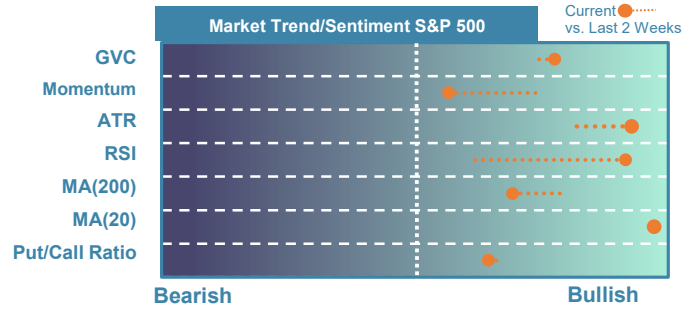
Fixed Income	Last	Daily Var.	Bip Var.	Bip Yearly Var.
Bond Spain 10Y	3,47	-1,79%	-6,30	17,30
Bond Germany 10Y	3,05	-1,96%	-6,10	19,40
Bond U.K. 10Y	4,99	-1,52%	-7,70	51,80
H.Yield ICE BofA	-	-	-	-

Key Risk Indicators Market



Commodities	Last	Daily Var.	Yearly Var.
Brent Oil	105,72	0,09%	73,74%
Gold	4.685,00	-0,05%	8,33%
CRB Index	400,28	-1,02%	33,97%
Copper (USD/t)	13.894,74	-1,52%	11,57%

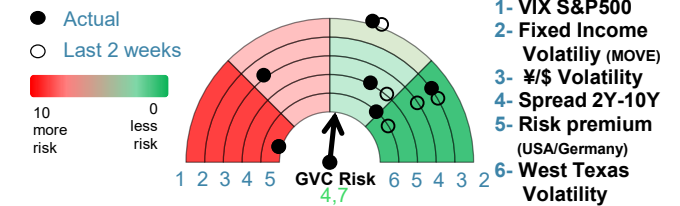
EEU & ASIA



Market Index	Last	Daily Var. 22:00 PM	Future 9:34 AM	Yearly Var.
DJ Industrial	50.063,46	0,75%	-	4,16%
S&P 500	7.501,24	0,77%	-0,57%	9,58%
Nasdaq 100	29.580,30	0,73%	-0,83%	17,15%
Nikkei 225	62.654,05	-0,98%	-1,08%	24,46%
Shanghai 30	4.177,92	-1,52%	-1,92%	5,27%

Fixed Income	Last	Daily Var.	Bip Var.	Bip Yearly Var.
Bond EEUU 10Y	4,48	0,18%	0,79	31,80
Bond Japan 10Y	2,63	1,35%	3,50	56,00
Bond China 10Y	1,75	-6,06%	-11,30	-11,00
H.Yield ICE BofA	-	-	-	-

Key Risk Indicators Market



Currency	Last	Daily Var.	Yearly Var.
€/\$	1,17	-0,35%	-0,65%
¥/\$	158,37	0,35%	1,11%
£/€	0,87	-0,02%	-0,80%
B/\$	81.201,94	2,42%	-7,24%

Region/ Event	Relevance	Period	Previous	Forecast	Actual	Impact
Cons. Prices (f.) (M.M)	★★★	Apr 2026	1,2	1,2	-	-
NY Fed Manufacturing	★★★	May 2026	11	7,783	-	-
Industrial Production (M.M)	★★★★	Apr 2026	-0,5	0,27	-	-
Reserve Assets Total	★★★★	Apr 2026	1908,13	-	-	-
Capacity Utilization	★★★★	Apr 2026	75,7	75,84	-	-
CPI (f.) (Y.Y)	★★★★	Apr 2026	2,9	2,9	-	-