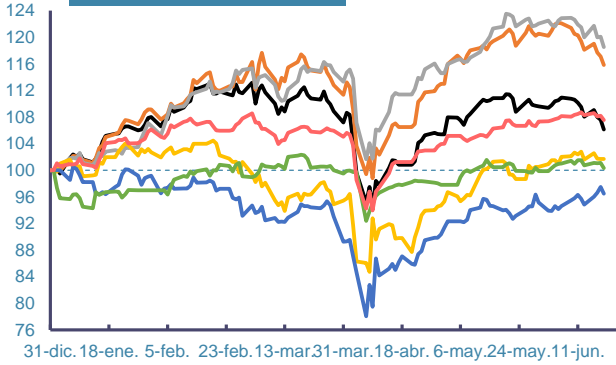
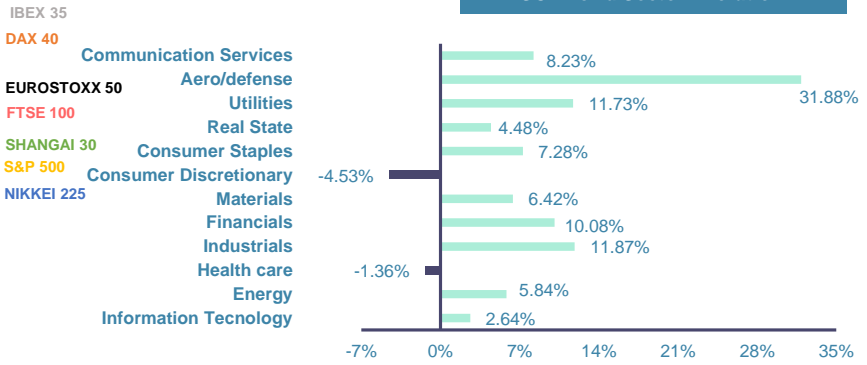


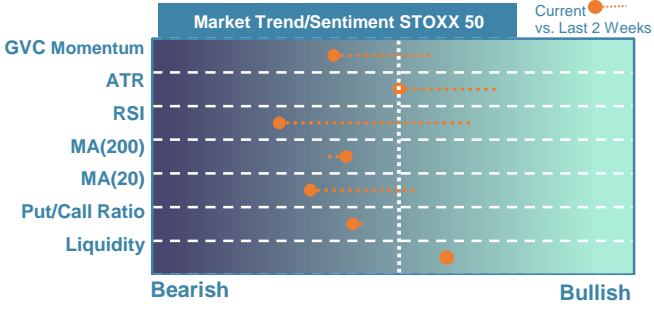
Index's Evolution YTD



MSCI World Sector Evolution YTD

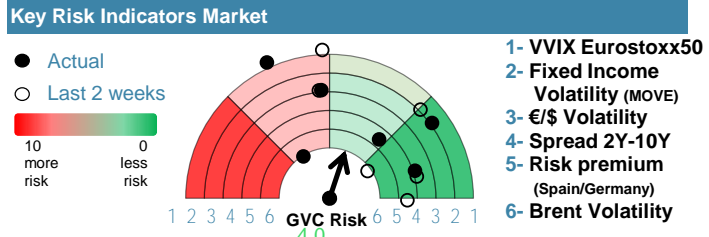


EUROPE

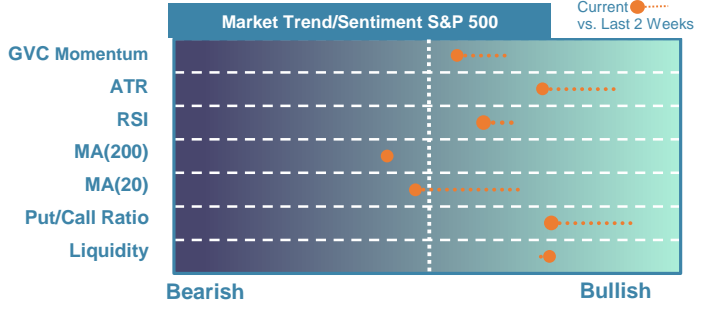


Market Index	Last	Daily Var. 22:00 PM	Future 9:26 AM	Yearly Var.
DJ Eurostoxx 50	5,197.03	-1.33%	0.65%	6.15%
DAX 40	23,057.38	-1.12%	0.69%	15.81%
CAC 40	7,553.45	-1.34%	0.49%	2.34%
FTSE 100	8,791.80	-0.58%	0.35%	7.57%
IBEX 35	13,744.90	-1.28%	0.55%	18.54%

Fixed Income	Last	Daily Var.	Bip Var.	Bip Yearly Var.
Bond Spain 10Y	3.23	1.16%	3.70	16.60
Bond Germany 10Y	2.52	0.72%	1.80	15.70
Bond U.K. 10Y	4.53	0.82%	3.70	-4.00
H.Yield ICE BofA	5.47	-1.28%	-	1.80

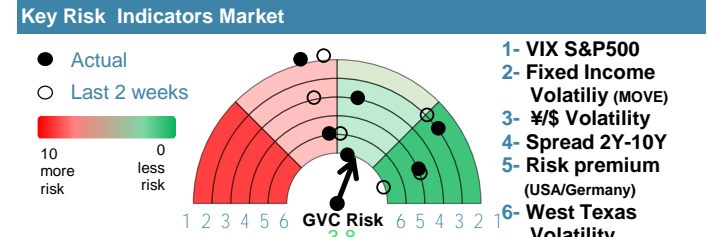


EEU & ASIA



Market Index	Last	Daily Var. 22:00 PM	Future 9:26 AM	Yearly Var.
DJ Industrial	42,171.66	0.00%	-	-0.88%
S&P 500	5,980.87	0.00%	-0.24%	1.69%
Nasdaq 100	21,719.69	0.00%	-0.22%	3.37%
Nikkei 225	38,488.34	-1.02%	-0.42%	-3.52%
Shanghai 30	3,362.11	-0.79%	0.84%	0.31%

Fixed Income	Last	Daily Var.	Bip Var.	Bip Yearly Var.
Bond EEUU 10Y	4.38	0.00%	0.00	-19.00
Bond Japan 10Y	1.42	-1.80%	-2.60	33.80
Bond China 10Y	1.65	-0.06%	-0.10	-3.00
H.Yield ICE BofA	7.14	0.01%	-	-15.40



Commodities	Last	Daily Var.	Yearly Var.
Brent Oil	78.85	2.80%	5.64%
Gold	3,366.58	-0.58%	28.23%
CRB Index	314.40	0.00%	5.96%
Copper (USD/t)	9,748.36	-0.13%	12.66%

Currency	Last	Daily Var.	Yearly Var.
€/\$	1.15	0.12%	11.03%
¥/\$	145.52	0.35%	-7.52%
£/€	0.85	-0.16%	3.31%
B/\$	104,735.70	0.04%	12.24%

Region/ Event	Relevance	Period	Previous	Forecast	Actual	Impact
Producer Prices (Y.Y)	★★★★	May 2025	-0.90%	-1.24%	-1.20%	Medium
Consumer Confid. Flash	★★★★	Jun 2025	-15.2	-14.62	-	-
Philly Fed Business Indx	★★★★	Jun 2025	-4	-1.5	-	-
Retail Sales (Y.Y)	★★★★	May 2025	5%	1.65%	-1.30%	Medium
Business Climate Mfg	★★★★	Jun 2025	97	97.1	96	Medium